



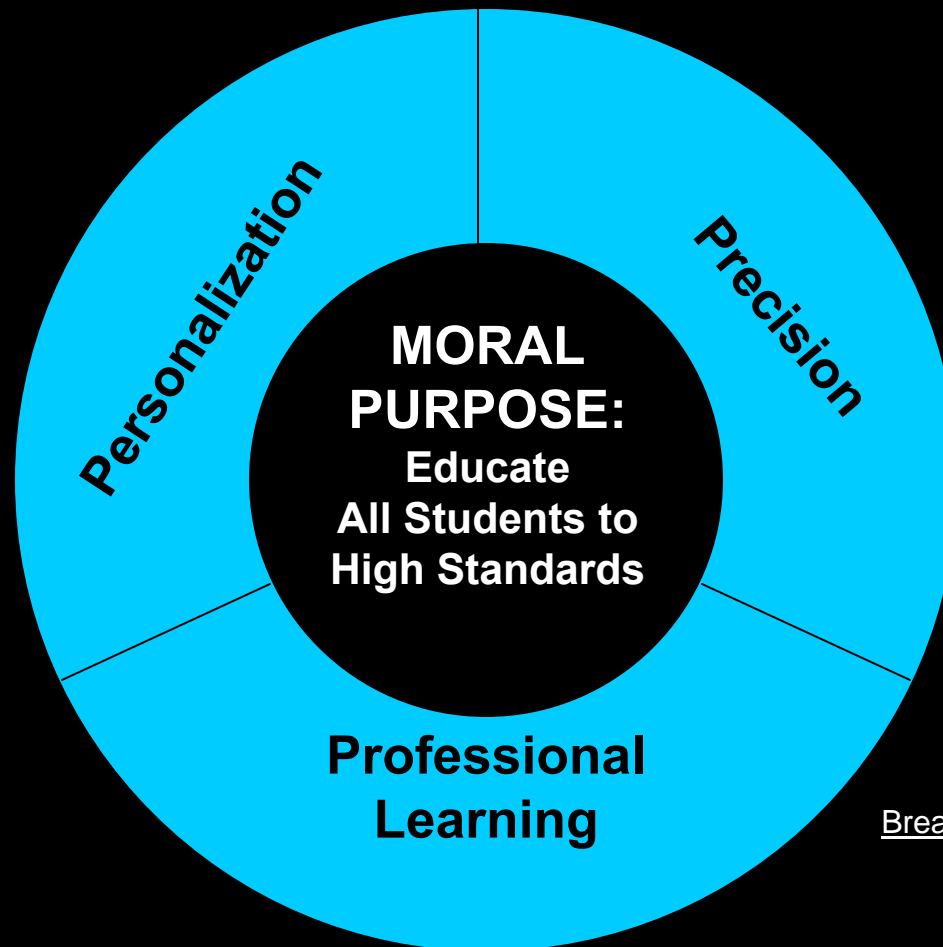
SCHOOL ACCOUNTABILITY

2010 - 2011

FORT WAYNE COMMUNITY SCHOOLS

THE TRIPLE P

PROVIDES THE OVERARCHING FOCUS FOR ALL ACTIVITIES:



Breakthrough, Chapter 2, Pg. 15

REFORM AGENDA

Assessing status of adults to meet student academic and developmental needs as shown by increased student achievement on standardized measures.

- **Culture/Learning Environment** (commitment)
- **Curriculum/Instruction** (what & how)
- **Accountability for Results** (job descriptions, expectations, annual evaluations)
- **District Support Structures** put in place to ensure success of:
 - Administrators
 - Teachers
 - Support Staff
 - Students

NORTH SIDE AND SOUTH SIDE

PL 221 CATEGORIES

- A: Exemplary Progress
- B: Commendable Progress
- C: Academic Progress
- D: Academic Watch
- F: Academic Probation

PL 221 Category Chart

	Improvement				
Performance	A (Exemplary Progress)	B (Commendable Progress)	C (Academic Progress)	D (Academic Watch)	F (Academic Probation)
$\geq 90\%$					
$\geq 80\%$	$\geq 1\%$	$< 1\%$			
$\geq 70\%$	$\geq 3\%$	$\geq 2\%$	$\geq 1\%$	$< 1\%$	
$\geq 60\%$	$\geq 4\%$	$\geq 3\%$	$\geq 2\%$	$< 2\%$	$< 0\%$
$\geq 50\%$	$\geq 5\%$	$\geq 4\%$	$\geq 3\%$	$< 3\%$	$< 1\%$
$< 50\%$		$\geq 5\%$	$\geq 4\%$	$\geq 3\%$	$< 3\%$

PL 221 Category Chart – North Side

Performance = 65.1%

Improvement = 9.9%

	Improvement				
Performance	A (Exemplary Progress)	B (Commendable Progress)	C (Academic Progress)	D (Academic Watch)	F (Academic Probation)
≥90%					
≥80%	≥1%	<1%			
≥70%	≥3%	≥2%	≥1%	<1%	
≥60%	≥4%	≥3%	≥2%	<2%	<0%
≥50%	≥5%	≥4%	≥3%	<3%	<1%
<50%		≥5%	≥4%	≥3%	<3%

PL 221 Category Chart – North Side

Performance = 65.1%

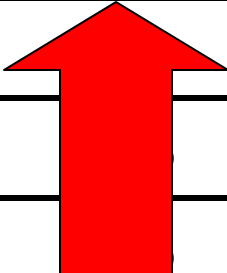
Improvement = 9.9%

	Improvement				
Performance	A (Exemplary Progress)	B (Commendable Progress)	C (Academic Progress)	D (Academic Watch)	F (Academic Probation)
≥90%					
≥80%	≥1%	<1%			
≥70%	≥3%	≥2%	≥1%	<1%	
≥60%	≥4%	≥3%	≥2%	<2%	<0%
≥50%	≥5%	≥4%	≥3%	<3%	<1%
<50%		≥5%	≥4%	≥3%	<3%

PL 221 Category Chart – North Side

Performance = 65.1%

Improvement = 9.9%

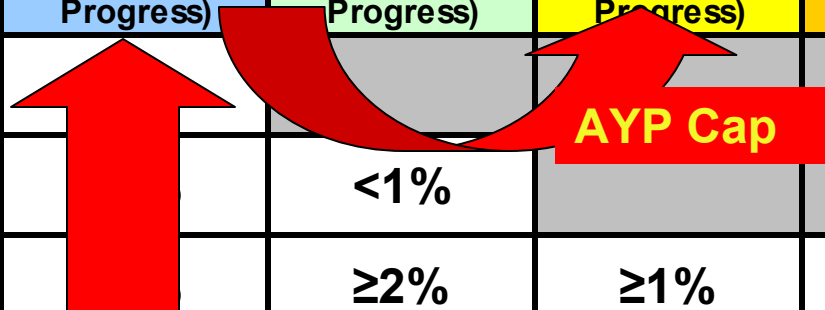
	Improvement				
Performance	A (Exemplary Progress)	B (Commendable Progress)	C (Academic Progress)	D (Academic Watch)	F (Academic Probation)
≥90%					
≥80%		<1%			
≥70%		≥2%	≥1%	<1%	
≥60%	≥4%	≥3%	≥2%	<2%	<0%
≥50%	≥5%	≥4%	≥3%	<3%	<1%
<50%		≥5%	≥4%	≥3%	<3%

PL 221 Category Chart – North Side

Performance = 65.1%

Improvement = 9.9%

	Improvement				
Performance	A (Exemplary Progress)	B (Commendable Progress)	C (Academic Progress)	D (Academic Watch)	F (Academic Probation)
≥90%					
≥80%		<1%			
≥70%		≥2%	≥1%	<1%	
≥60%	≥4%	≥3%	≥2%	<2%	<0%
≥50%	≥5%	≥4%	≥3%	<3%	<1%
<50%		≥5%	≥4%	≥3%	<3%



PL 221 Category Chart – South Side

Performance = 51.5%


Improvement = 7.9%

	Improvement				
Performance	A (Exemplary Progress)	B (Commendable Progress)	C (Academic Progress)	D (Academic Watch)	F (Academic Probation)
≥90%					
≥80%	≥1%	<1%			
≥70%	≥3%	≥2%	≥1%	<1%	
≥60%	≥4%	≥3%	≥2%	<2%	<0%
≥50%	≥5%	≥4%	≥3%	<3%	<1%
<50%		≥5%	≥4%	≥3%	<3%

PL 221 Category Chart – South Side

Performance = 51.5%

Improvement = 7.9%


	Improvement				
Performance	A (Exemplary Progress)	B (Commendable Progress)	C (Academic Progress)	D (Academic Watch)	F (Academic Probation)
≥90%					
≥80%		<1%			
≥70%		≥2%	≥1%	<1%	
≥60%		≥3%	≥2%	<2%	<0%
≥50%	≥5%	≥4%	≥3%	<3%	<1%
<50%		≥5%	≥4%	≥3%	<3%

PL 221 Category Chart – South Side

Performance = 51.5%

Improvement = 7.9%

	Improvement				
Performance	A (Exemplary Progress)	B (Commendable Progress)	C (Academic Progress)	D (Academic Watch)	F (Academic Probation)
≥90%					
≥80%		<1%			
≥70%		≥2%	≥1%	<1%	
≥60%		≥3%	≥2%	<2%	<0%
≥50%	≥5%	≥4%	≥3%	<3%	<1%
<50%		≥5%	≥4%	≥3%	<3%



FWCS AYP

2010 - 2011



AYP DETERMINATION

Subgroup	E/la	Math	E/la Participation	Math Participation	Other
Overall					
Am. Indian					
Black					
Asian					
Hispanic					
White					
F/R Meals					
LEP					
Sp Ed					

AYP DETERMINATION

Subgroup	E/la	Math	E/la Participation	Math Participation	Other
Overall					
Am. Indian					
Black					
Asian					
Hispanic					
White					
F/R Meals					
LEP					
Sp Ed					

AYP SUMMARY

- FWCS made AYP – 2 years in a row
- 22 Schools made AYP
- 5 Schools missed by one cell
- 2 school missed by two cells
- Appeal deadline – August 5

FWCS PL 221

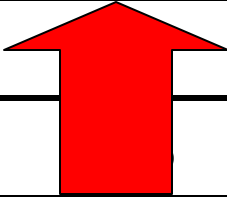
2010 - 2011



PL 221 Category Chart – FWCS

Performance = 71.4%

Improvement = 3.8%

	Improvement				
Performance	A (Exemplary Progress)	B (Commendable Progress)	C (Academic Progress)	D (Academic Watch)	F (Academic Probation)
≥90%					
≥80%		<1%			
≥70%	≥3%	≥2%	≥1%	<1%	
≥60%	≥4%	≥3%	≥2%	<2%	<0%
≥50%	≥5%	≥4%	≥3%	<3%	<1%
<50%		≥5%	≥4%	≥3%	<3%

TAKEAWAYS

- North Side and South Side
 - Exemplary performance
 - PL 221 category = Academic Progress
 - No state intervention
- FWCS – Made AYP – 2 years in a row
- FWCS – PL 221: A / Exemplary Progress